NATA LIGHTING CO.,LTD.
www.nata.cn
Email:info@nata.com
Tel:+86-750-3770000 Fax:+86 750 3771111
Address:Address:380JinOu Road,GaoXin Zone,Jiang Men City,Guangdong,China

Nata

Client:
LumCAT: 2-2755-L
Luminaire: 92.70.412.00
Report No: 2024812-B003
Ballast type: AC

Test No: 2024812-C003	Voltage(V): 36.700
LampCAT: P2141-036-1206-P3090-1	Current(A): 0.695
Lamp flux(lm): 3141.0	Power (W): 25.500
Number of Lamps: 1	PF: 0.000
Length(mm): 0	Width(mm): 0
Phm Type: C	Height(mm): 0

Photometric Results

Lumens(lm): 2921.64, Efficiency(%): 93.02% , Luminous Efficacy(lm/W): 114.57
Central intensity(cd): 10130.070, Maximum intensity(cd): 10130.070
Angle of maximum intensity: C=0.0 γ=0.0
Beam Angle(50%Imax): [C0/180]Total=25.6
[C90/270]Total=25.6
Field angle(10%Imax): [C0/180]Total=57.0
[C90/270]Total=57.0
Maximum s/h(1/2): C0_180=0.43 C90_270=0.43
Maximum s/h(1/4): C0_180=0.45 C90_270=0.45
Up flux rate of lamp(%): 0.00%
Down flux rate of lamp(%): 93.02%
Up flux rate of LUM(%): - -
Down flux rate of LUM(%): 100.00%
CIE Type : Direct lighting
Output flux ratio in π solid angle : 99.021%

Zonal flux distribution table

γ(°)	Average I(cd)	Zonal F(lm)	Sum F(lm)	Eff Flux(%)	Eff Sum(%)
0.0	10130.068	0.000	0	0.00%	0.00%
1.0	10080.830	9.671	9.671	0.31%	0.33%
2.0	9936.178	28.730	38.401	0.91%	1.31%
3.0	9707.808	46.982	85.383	1.50%	2.92%
4.0	9392.525	63.935	149.318	2.04%	5.11%
5.0	8988.023	79.072	228.39	2.52%	7.82%
6.0	8575.519	92.301	320.691	2.94%	10.98%
7.0	8128.745	103.683	424.374	3.30%	14.53%
8.0	7666.996	113.047	537.421	3.60%	18.39%
9.0	7070.195	119.437	656.858	3.80%	22.48%
10.0	6590.477	123.624	780.482	3.94%	26.71%
11.0	6036.869	126.173	906.655	4.02%	31.03%
12.0	5536.953	126.518	1033.174	4.03%	35.36%
13.0	4971.013	124.703	1157.877	3.97%	39.63%
14.0	4434.468	120.389	1278.266	3.83%	43.75%
15.0	4021.130	116.082	1394.348	3.70%	47.72%
16.0	3550.958	110.952	1505.301	3.53%	51.52%
17.0	3187.186	104.931	1610.232	3.34%	55.11%
18.0	2832.915	99.258	1709.49	3.16%	58.51%
19.0	2537.264	93.430	1802.92	2.97%	61.71%
20.0	2278.322	88.139	1891.059	2.81%	64.73%
21.0	2054.478	83.199	1974.257	2.65%	67.57%
22.0	1875.561	78.976	2053.233	2.51%	70.28%
23.0	1704.792	75.125	2128.359	2.39%	72.85%
24.0	1565.364	71.497	2199.856	2.28%	75.30%
25.0	1406.901	67.583	2267.439	2.15%	77.61%
26.0	1276.355	63.339	2330.777	2.02%	79.78%
27.0	1151.007	59.386	2390.163	1.89%	81.81%
28.0	1065.941	56.128	2446.292	1.79%	83.73%
29.0	951.421	52.780	2499.072	1.68%	85.54%
30.0	835.225	48.239	2547.311	1.54%	87.19%
31.0	722.997	43.363	2590.674	1.38%	88.67%
32.0	616.151	38.365	2629.039	1.22%	89.99%
33.0	523.562	33.576	2662.615	1.07%	91.13%
34.0	435.454	29.023	2691.638	0.92%	92.13%
35.0	364.127	24.832	2716.47	0.79%	92.98%
36.0	311.945	21.526	2737.996	0.69%	93.71%
37.0	273.752	19.102	2757.098	0.61%	94.37%

Zonal flux distribution table

γ(°)	Average I(cd)	Zonal F(lm)	Sum F(lm)	Eff Flux(%)	Eff Sum(%)
38.0	244.882	17.311	2774.409	0.55%	94.96%
39.0	205.730	15.381	2789.79	0.49%	95.49%
40.0	158.693	12.710	2802.5	0.40%	95.92%
41.0	133.141	10.392	2812.892	0.33%	96.28%
42.0	112.931	8.940	2821.832	0.28%	96.58%
43.0	96.919	7.773	2829.605	0.25%	96.85%
44.0	81.058	6.717	2836.323	0.21%	97.08%
45.0	69.685	5.793	2842.116	0.18%	97.28%
46.0	61.814	5.143	2847.259	0.16%	97.45%
47.0	54.698	4.634	2851.893	0.15%	97.61%
48.0	50.118	4.237	2856.13	0.13%	97.76%
49.0	45.992	3.947	2860.077	0.13%	97.89%
50.0	42.852	3.704	2863.781	0.12%	98.02%
51.0	40.072	3.508	2867.289	0.11%	98.14%
52.0	37.674	3.336	2870.625	0.11%	98.25%
53.0	35.775	3.195	2873.82	0.10%	98.36%
54.0	34.080	3.079	2876.899	0.10%	98.47%
55.0	32.385	2.967	2879.866	0.09%	98.57%
56.0	30.815	2.856	2882.722	0.09%	98.67%
57.0	29.251	2.746	2885.468	0.09%	98.76%
58.0	27.733	2.635	2888.104	0.08%	98.85%
59.0	26.321	2.527	2890.631	0.08%	98.94%
60.0	24.810	2.416	2893.046	0.08%	99.02%
61.0	23.187	2.290	2895.337	0.07%	99.10%
62.0	21.577	2.157	2897.494	0.07%	99.17%
63.0	20.210	2.032	2899.526	0.06%	99.24%
64.0	18.883	1.918	2901.444	0.06%	99.31%
65.0	17.602	1.806	2903.25	0.06%	99.37%
66.0	16.189	1.686	2904.936	0.05%	99.43%
67.0	15.007	1.569	2906.504	0.05%	99.48%
68.0	13.896	1.464	2907.969	0.05%	99.53%
69.0	12.812	1.363	2909.331	0.04%	99.58%
70.0	11.735	1.261	2910.592	0.04%	99.62%
71.0	10.631	1.156	2911.748	0.04%	99.66%
72.0	9.698	1.057	2912.805	0.03%	99.70%
73.0	8.896	0.972	2913.777	0.03%	99.73%
74.0	8.160	0.897	2914.674	0.03%	99.76%
75.0	7.497	0.827	2915.501	0.03%	99.79%

Zonal flux distribution table

γ(°)	Average I(cd)	Zonal F(lm)	Sum F(lm)	Eff Flux(%)	Eff Sum(%)
76.0	6.761	0.757	2916.258	0.02%	99.82%
77.0	6.235	0.693	2916.951	0.02%	99.84%
78.0	5.690	0.638	2917.589	0.02%	99.86%
79.0	5.197	0.585	2918.174	0.02%	99.88%
80.0	4.665	0.532	2918.706	0.02%	99.90%
81.0	4.205	0.480	2919.185	0.02%	99.92%
82.0	3.745	0.431	2919.617	0.01%	99.93%
83.0	3.292	0.383	2919.999	0.01%	99.94%
84.0	2.904	0.338	2920.337	0.01%	99.96%
85.0	2.569	0.299	2920.635	0.01%	99.97%
86.0	2.240	0.263	2920.898	0.01%	99.97%
87.0	1.951	0.229	2921.128	0.01%	99.98%
88.0	1.643	0.197	2921.325	0.01%	99.99%
89.0	1.399	0.167	2921.491	0.01%	99.99%
90.0	1.327	0.149	2921.641	0.00%	100.00%

Zonal flux distribution table

ZONAL LUMEN SUMMARY

Zone	Lumens	%Lamp	%Fixt
0-30	2547.31	81.10%	87.19%
0-40	2802.50	89.22%	95.92%
0-60	2893.05	92.11%	99.02%
0-90	2921.49	93.01%	99.99%
0-120	2921.49	93.01%	99.99%
0-180	2921.64	93.02%	100.00%
60-90	28.45	0.91%	0.97%
90-120	0.00	0.00%	0.00%
90-130	0.00	0.00%	0.00%
90-150	0.00	0.00%	0.00%
90-180	0.00	0.00%	0.00%
0-26.11	2337.31	74.41%	80.00%

ZONAL LUMEN SUMMARY

0-10	780.48
10-20	1110.58
20-30	656.25
30-40	255.19
40-50	61.28
50-60	29.27
60-70	17.55
70-80	8.11
80-90	2.79
90-100	0.00
100-110	0.00
110-120	0.00
120-130	0.00
130-140	0.00
140-150	0.00
150-160	0.00
160-170	0.00
170-180	0.00

Light Distribution Curve [Unit:cd]

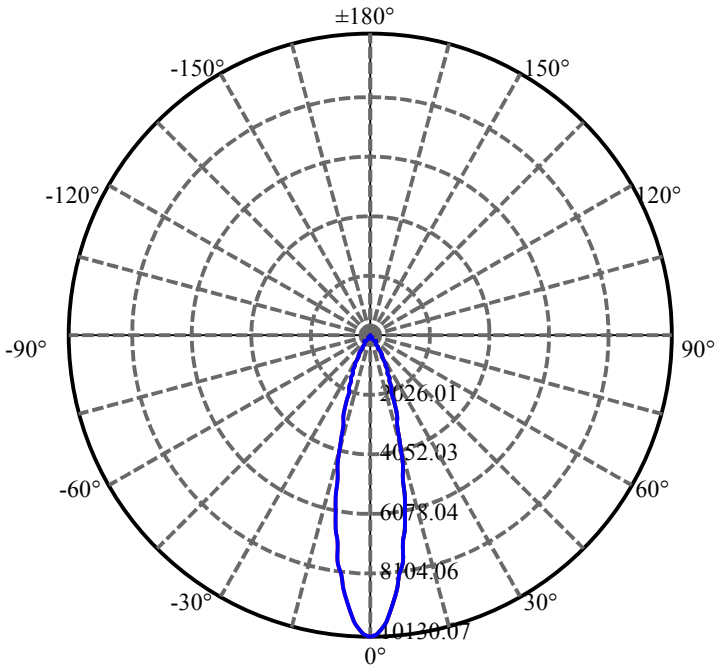

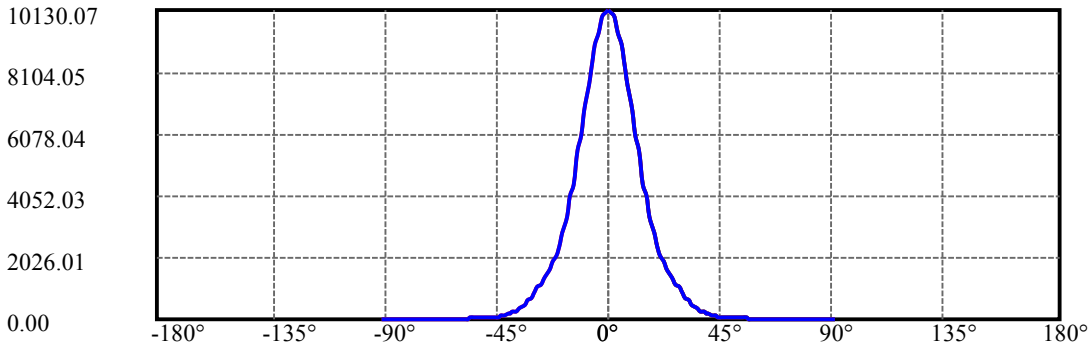

C0(Max):

C0/C180:

C90/C270:

Field angle(10%Imax):C0/180Left:28.5 Right:28.5
:C90/270Left:28.5 Right:28.5

Beam Angle(50%Imax):C0/180Left:12.8 Right:12.8
:C90/270Left:12.8 Right:12.8

Lux distance Curve

Illuminance at a Distance

	Center Beam LUX	Beam Width H	Beam Width V
2m	2532.52 LUX	0.9m	0.9m
4m	633.13 LUX	1.8m	1.8m
6m	281.39 LUX	2.7m	2.7m
8m	158.28 LUX	3.7m	3.7m
10m	101.30 LUX	4.6m	4.6m
12m	70.35 LUX	5.5m	5.5m

Horiz.Spread:25.8 Vert.Spread:25.8

Equipment: GMS 1800 Date: 2024/8/12 Operator: NT
Temperature(°C): 25.0 Humidity(%): 60.0% Distance(m): 7.25

ISO-Intensity(V-H)

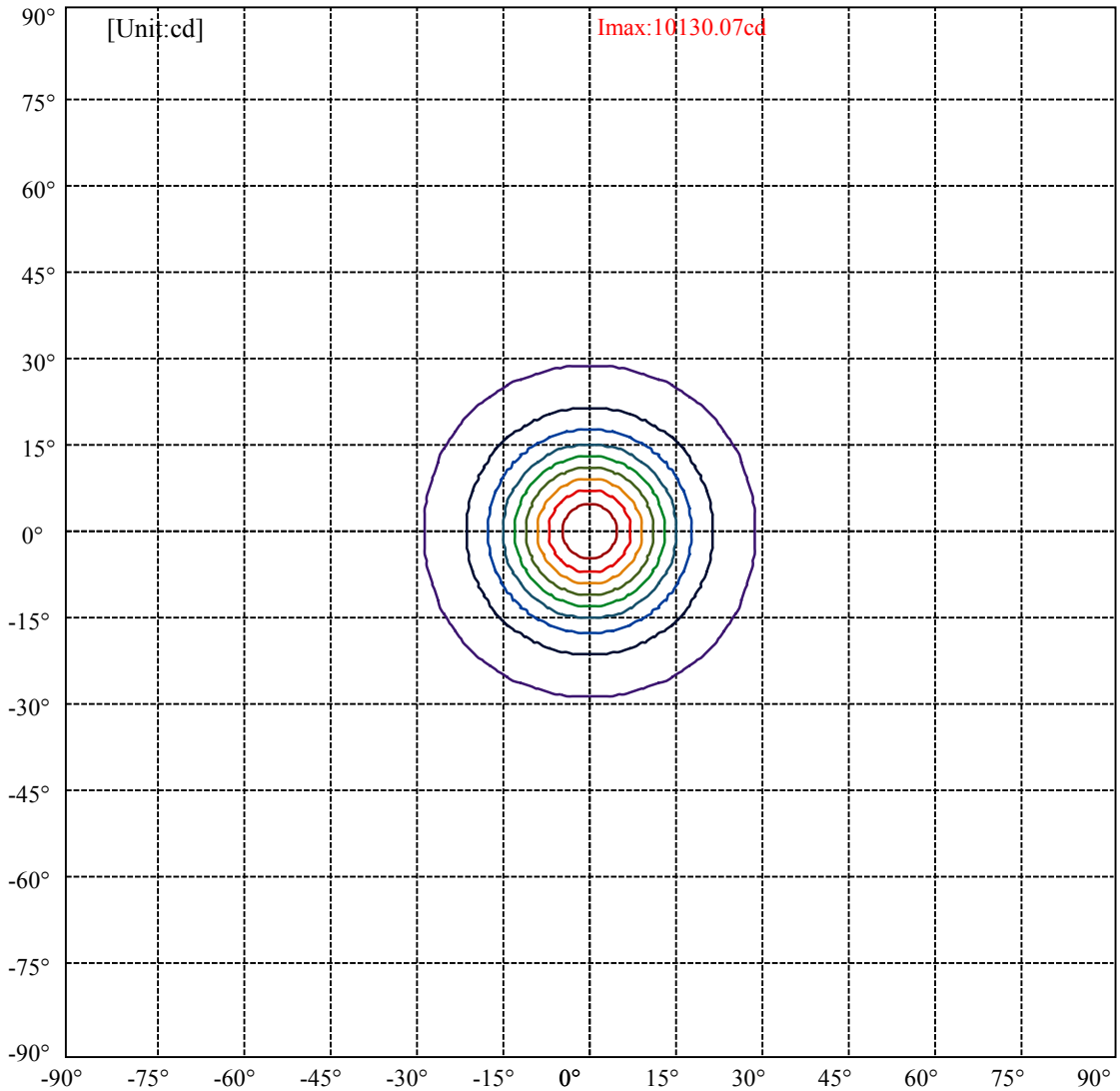

(10%Imax) 1013.01
(20%Imax) 2026.01
(30%Imax) 3039.02
(40%Imax) 4052.03
(50%Imax) 5065.03
(60%Imax) 6078.04
(70%Imax) 7091.05
(80%Imax) 8104.05
(90%Imax) 9117.06

Equipment: GMS 1800 Date: 2024/8/12 Operator: NT
Temperature(°C): 25.0 Humidity(%): 60.0% Distance(m): 7.25

ISO candela diagram on circular web

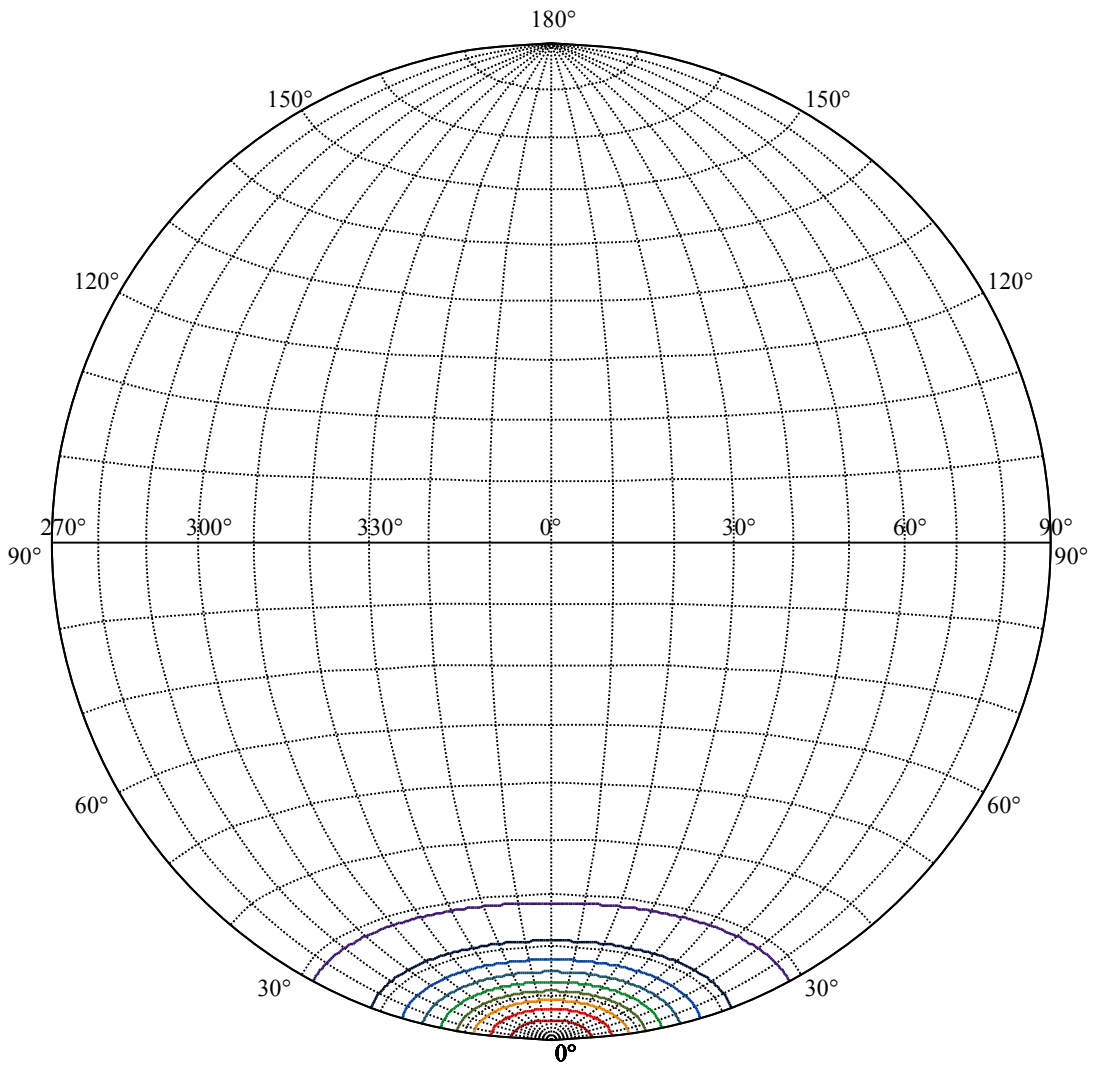

House [Unit:cd] Road

Imax:10130.07

(10%Imax) 1013.01
(20%Imax) 2026.01
(30%Imax) 3039.02
(40%Imax) 4052.03
(50%Imax) 5065.03
(60%Imax) 6078.04
(70%Imax) 7091.05
(80%Imax) 8104.05
(90%Imax) 9117.06

Space ISO Lux diagram

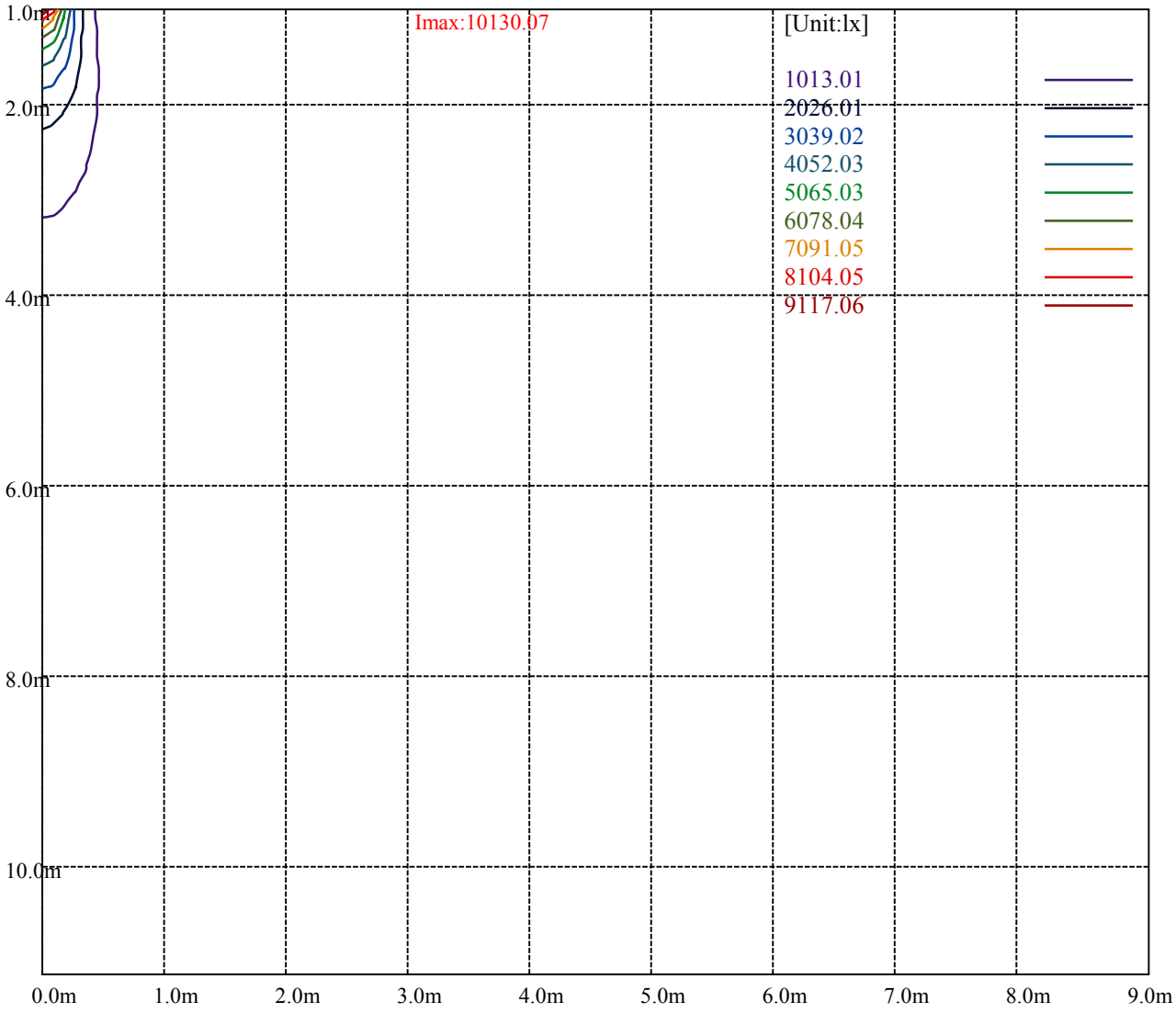

Equipment: GMS 1800 Date: 2024/8/12 Operator: NT
Temperature(°C): 25.0 Humidity(%): 60.0% Distance(m): 7.25

Luminance Limitting Curve(no luminous side)

Luminance Table

γ	45	50	55	60	65	70	75	80	85
C0	0	0	0	0	0	0	0	0	0
C45	0	0	0	0	0	0	0	0	0
C90	0	0	0	0	0	0	0	0	0

L(Hor)(65)	L(Ver)(65)	L45(65)	L(Hor)(75)	L(Ver)(75)	L45(75)	L(Hor)(85)	L(Ver)(85)	L45(85)
0	0	0	0	0	0	0	0	0

Glare Table

Glare	Quality	Service Values Illuminance(lx)							
1.15	A	2000	1000	500	<=300				
1.5	B		2000	1000	500	<=300			
1.85	C			2000	1000	500	<=300		
2.2	D				2000	1000	500	<=300	
2.55	E					2000	1000	500	<=300
		a	b	c	d	e	f	g	h

Luminance Limitting Curve

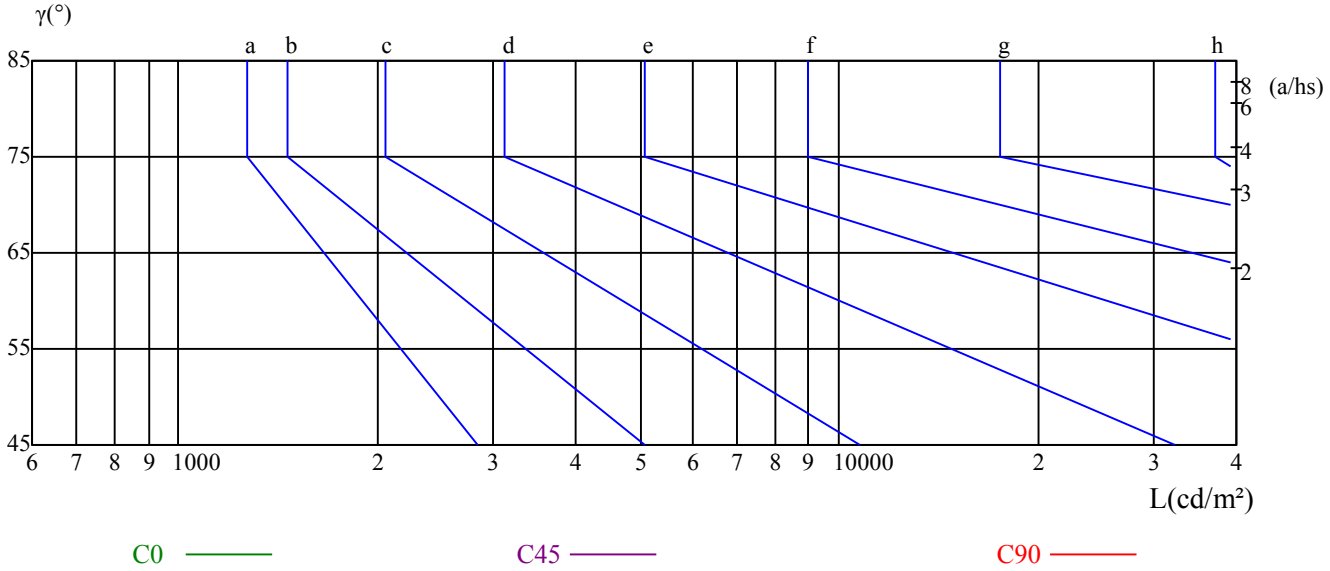

Illumination assessment according UGR											
Rf of Ceiling		70	70	50	50	30	70	70	50	50	30
Rf of Wall		50	30	50	30	30	50	30	50	30	30
Rf of Floor		20	20	20	20	20	20	20	20	20	20
Room dimensions		Viewed crosswise					Viewed endwise				
X	Y										
2H	2H	非数字	非数字	非数字	非数字	非数字	非数字	非数字	非数字	非数字	非数字
	3H	非数字	非数字	非数字	非数字	非数字	非数字	非数字	非数字	非数字	非数字
	4H	非数字	非数字	非数字	非数字	非数字	非数字	非数字	非数字	非数字	非数字
	6H	非数字	非数字	非数字	非数字	非数字	非数字	非数字	非数字	非数字	非数字
	8H	非数字	非数字	非数字	非数字	非数字	非数字	非数字	非数字	非数字	非数字
	12H	非数字	非数字	非数字	非数字	非数字	非数字	非数字	非数字	非数字	非数字
4H	2H	非数字	非数字	非数字	非数字	非数字	非数字	非数字	非数字	非数字	非数字
	3H	非数字	非数字	非数字	非数字	非数字	非数字	非数字	非数字	非数字	非数字
	4H	非数字	非数字	非数字	非数字	非数字	非数字	非数字	非数字	非数字	非数字
	6H	非数字	非数字	非数字	非数字	非数字	非数字	非数字	非数字	非数字	非数字
	8H	非数字	非数字	非数字	非数字	非数字	非数字	非数字	非数字	非数字	非数字
	12H	非数字	非数字	非数字	非数字	非数字	非数字	非数字	非数字	非数字	非数字
8H	4H	非数字	非数字	非数字	非数字	非数字	非数字	非数字	非数字	非数字	非数字
	6H	非数字	非数字	非数字	非数字	非数字	非数字	非数字	非数字	非数字	非数字
	8H	非数字	非数字	非数字	非数字	非数字	非数字	非数字	非数字	非数字	非数字
	12H	非数字	非数字	非数字	非数字	非数字	非数字	非数字	非数字	非数字	非数字
12H	4H	非数字	非数字	非数字	非数字	非数字	非数字	非数字	非数字	非数字	非数字
	6H	非数字	非数字	非数字	非数字	非数字	非数字	非数字	非数字	非数字	非数字
	8H	非数字	非数字	非数字	非数字	非数字	非数字	非数字	非数字	非数字	非数字
Variation with the observer position at spacings:											
S = 1.0H		非数字/非数字					非数字/非数字				
S = 1.5H		非数字/非数字					非数字/非数字				
S = 2.0H		非数字/非数字					非数字/非数字				
Standard tables:		BK0					BK0				
Uncorrected UGR		负无穷大					负无穷大				

UGR calculation is based on CIE Publ. 117 ,S/H = 0.25

Budgetary Estimate Table

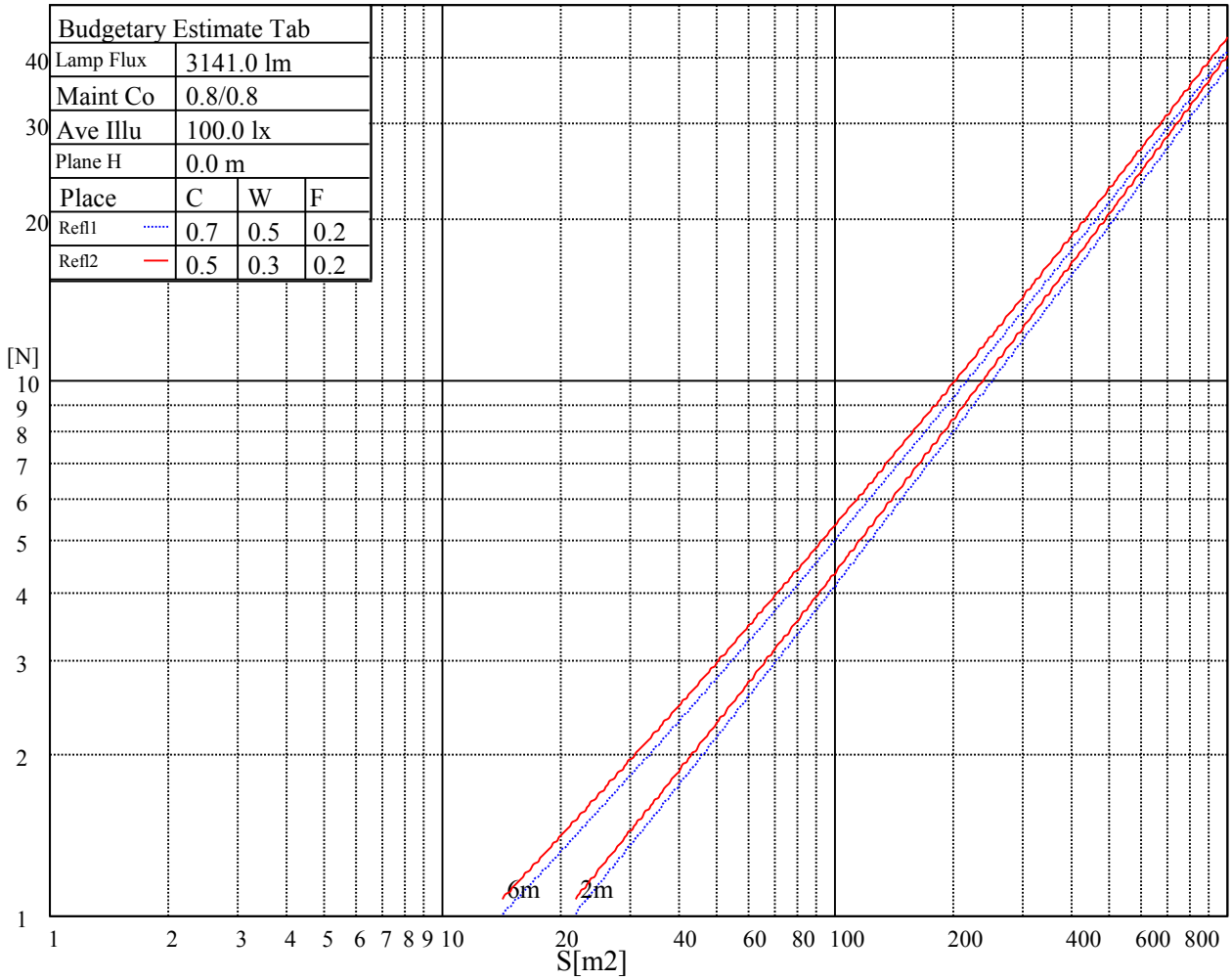

Utilization factor table for indoor luminaire

RHOCC	80			70			50			30			10			0
RHOW	50	30	10	50	30	10	50	30	10	50	30	10	50	30	10	0
RCR	COEFFCIENTS OF UTILIZATION RHOFC=20 CU															
0	1.11	1.11	1.11	1.08	1.08	1.08	1.03	1.03	1.03	0.99	0.99	0.99	0.95	0.95	0.95	0.93
1	1.04	1.02	1.00	1.02	1.00	0.99	0.98	0.97	0.96	0.95	0.94	0.93	0.92	0.91	0.90	0.89
2	0.98	0.95	0.93	0.97	0.94	0.92	0.94	0.92	0.90	0.91	0.89	0.88	0.89	0.87	0.86	0.84
3	0.93	0.89	0.86	0.92	0.89	0.86	0.90	0.87	0.84	0.88	0.85	0.83	0.86	0.84	0.82	0.81
4	0.89	0.85	0.81	0.88	0.84	0.81	0.86	0.83	0.80	0.84	0.81	0.79	0.82	0.80	0.78	0.77
5	0.85	0.80	0.77	0.84	0.80	0.77	0.82	0.79	0.76	0.81	0.78	0.75	0.80	0.77	0.75	0.74
6	0.81	0.77	0.73	0.80	0.76	0.73	0.79	0.75	0.73	0.78	0.75	0.72	0.77	0.74	0.72	0.71
7	0.78	0.73	0.70	0.77	0.73	0.70	0.76	0.72	0.70	0.75	0.72	0.69	0.74	0.71	0.69	0.68
8	0.75	0.70	0.67	0.74	0.70	0.67	0.73	0.70	0.67	0.73	0.69	0.67	0.72	0.69	0.66	0.65
9	0.72	0.68	0.65	0.72	0.67	0.65	0.71	0.67	0.64	0.70	0.67	0.64	0.69	0.66	0.64	0.63
10	0.69	0.65	0.62	0.69	0.65	0.62	0.68	0.65	0.62	0.68	0.64	0.62	0.67	0.64	0.62	0.61

Coefficient Utilization Curve

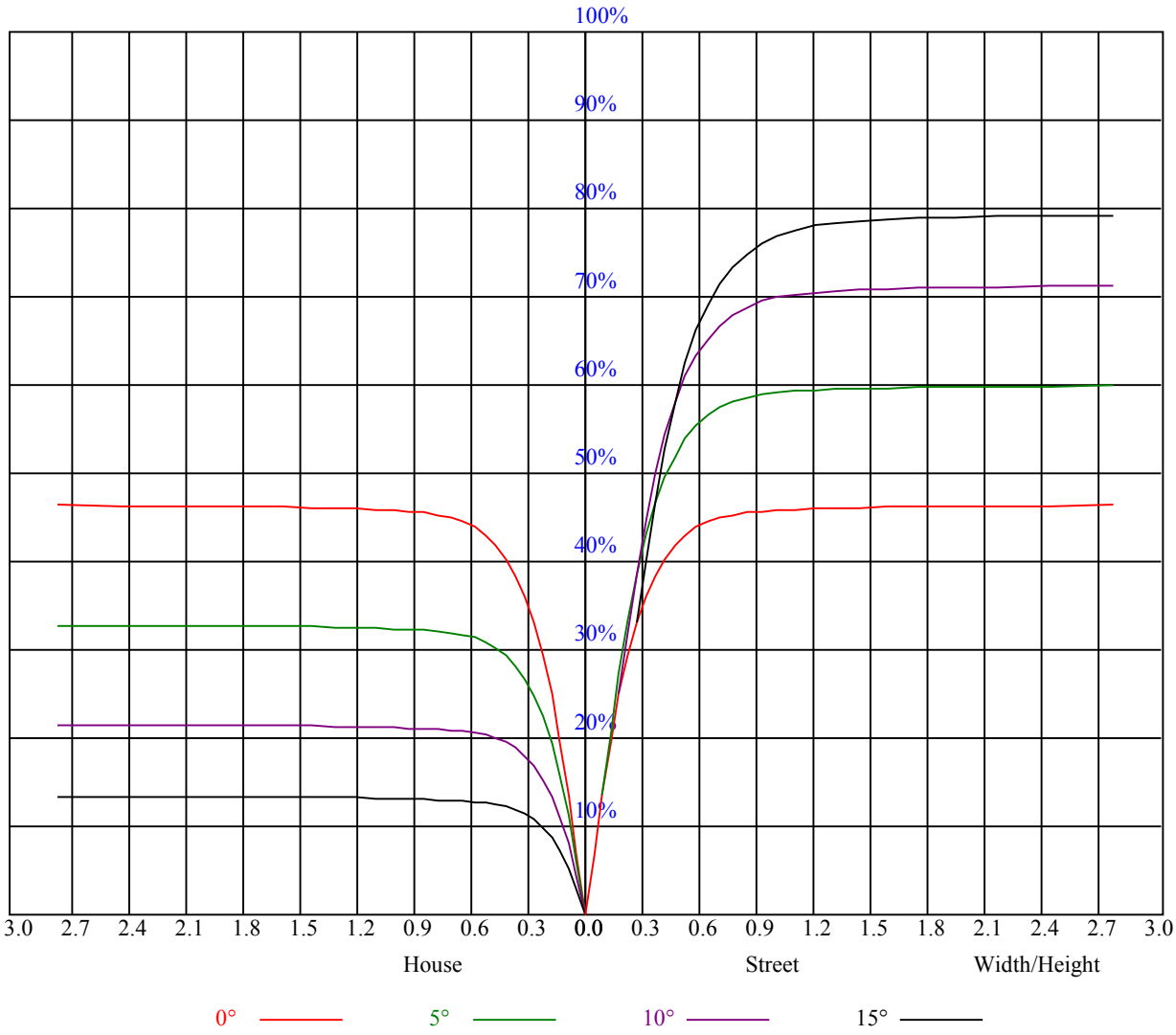

Equipment: GMS 1800
Temperature(°C): 25.0

Date: 2024/8/12
Humidity(%): 60.0%

Operator: NT
Distance(m): 7.25

LCS Graph

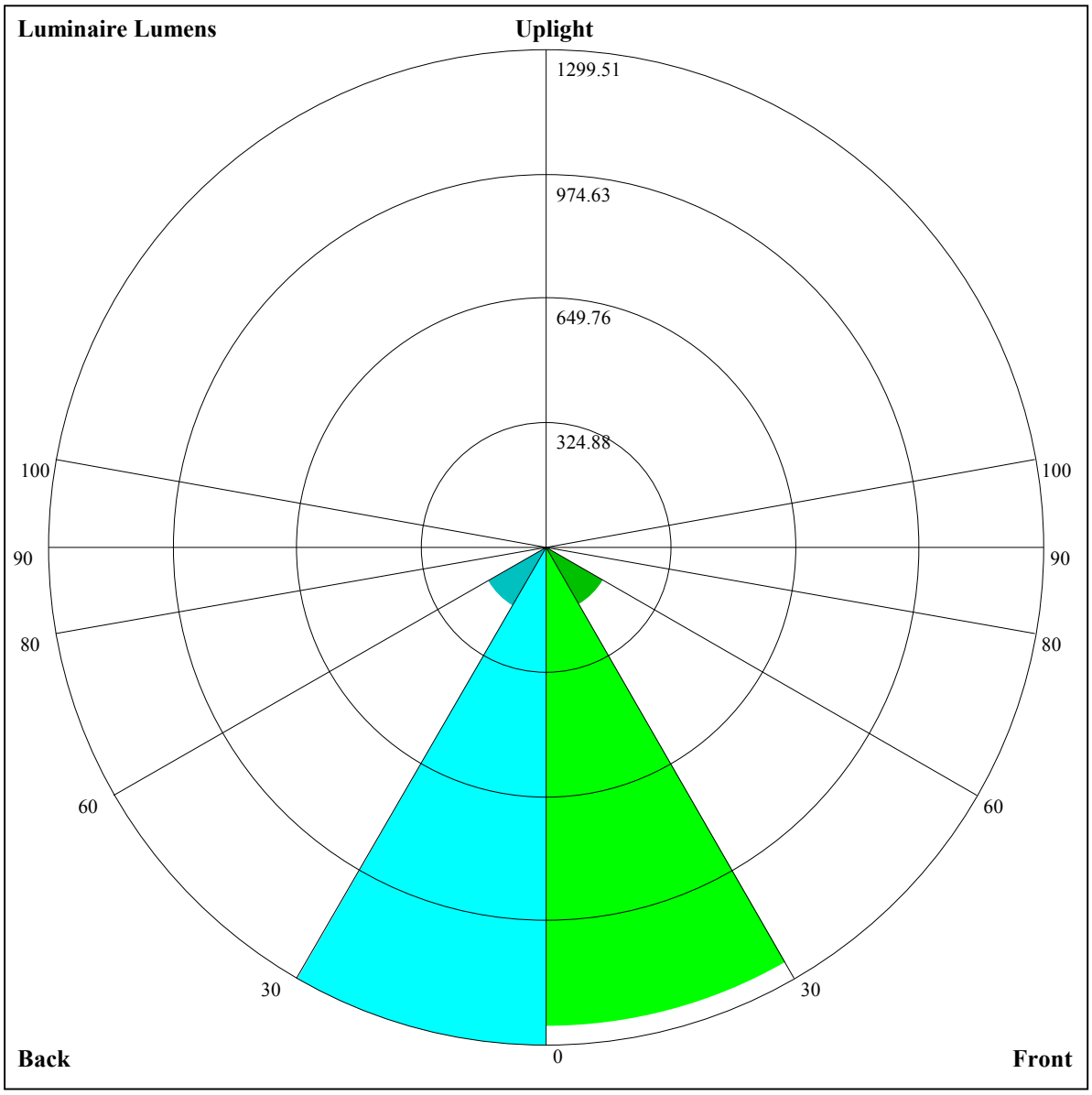

Luminaire Lumens:

FL=1249.98,FM=171.37,FH=12.87,FVH=1.47

BL=1299.51,BM=178.63,BH=12.95,BVH=1.48

UL=0,UH=0

BUG Rating:B3-U0-G0

Intensity data(cd)

C/γ(°)	0.0	1.0	2.0	3.0	4.0	5.0	6.0	7.0	8.0
0.0	10091.63	9942.30	9684.33	9338.88	8938.31	8496.47	8029.03	7734.83	7215.57
45.0	10189.14	10105.56	9940.09	9657.62	9315.49	8924.38	8501.46	8035.70	7535.36
90.0	10059.31	9838.12	9527.79	9133.84	8720.43	8275.28	7797.80	7294.10	6844.48
135.0	10180.20	10138.41	9999.70	9738.36	9385.72	9001.28	8587.82	8135.99	7637.33
180.0	10091.63	10142.30	10114.44	10006.95	9761.22	9425.82	9019.09	8605.11	8147.13
225.0	10189.14	10176.89	10058.20	9809.69	9494.89	9103.77	8640.22	8124.85	7823.40
270.0	10059.31	10167.95	10197.49	10138.41	9957.91	9663.14	9303.25	8873.13	8409.00
315.0	10180.20	10135.10	9967.37	9838.70	9566.22	9014.05	8725.48	8226.24	7723.69
360.0	10091.63	9942.30	9684.33	9338.88	8938.31	8496.47	8029.03	7734.83	7215.57

C/γ(°)	9.0	10.0	11.0	12.0	13.0	14.0	15.0	16.0	17.0
0.0	6433.86	6094.52	5537.93	4986.92	4478.75	3978.98	3527.15	3114.85	2777.19
45.0	6997.12	6439.96	5880.59	5541.82	4982.98	4264.24	3993.49	3553.33	3148.81
90.0	6181.46	5720.11	5164.06	4643.11	4146.71	3688.15	3272.49	2913.12	2606.68
135.0	7110.23	6558.64	6012.62	5452.15	4910.55	4403.53	3918.27	3483.68	3173.88
180.0	7645.11	7114.70	6564.79	5999.27	5444.32	4907.24	4502.71	4008.52	3568.94
225.0	7101.88	6780.40	6209.31	5646.00	5112.28	4599.11	4116.59	3646.94	3233.49
270.0	7894.73	7359.33	6824.98	6484.53	5686.68	5142.93	4822.56	4121.06	3835.80
315.0	7197.17	6656.15	6100.67	5541.82	5005.84	4491.57	4015.78	3566.16	3152.70
360.0	6433.86	6094.52	5537.93	4986.92	4478.75	3978.98	3527.15	3114.85	2777.19

C/γ(°)	18.0	19.0	20.0	21.0	22.0	23.0	24.0	25.0	26.0
0.0	2493.04	2247.89	2032.28	1862.87	1705.76	1570.94	1444.47	1318.53	1088.25
45.0	2791.70	2472.43	2218.35	1996.59	1806.05	1645.05	1495.14	1355.32	1230.49
90.0	2348.18	2120.84	1925.31	1763.16	1610.52	1472.33	1344.71	1055.40	1055.40
135.0	2770.52	2532.04	2280.74	2025.60	1876.80	1718.58	1565.36	1435.01	1307.39
180.0	3170.57	2825.13	2520.32	2265.18	2043.42	1860.08	1700.76	1559.21	1428.86
225.0	2870.81	2559.90	2296.35	2063.45	1866.23	1701.29	1557.58	1414.93	1310.17
270.0	3401.21	3018.98	2680.27	2403.89	2155.38	1953.70	1784.86	1630.54	1486.78
315.0	2817.30	2520.90	2272.96	2055.09	1940.34	1716.38	1630.02	1486.26	1303.50
360.0	2493.04	2247.89	2032.28	1862.87	1705.76	1570.94	1444.47	1318.53	1088.25

C/γ(°)	27.0	28.0	29.0	30.0	31.0	32.0	33.0	34.0	35.0
0.0	1088.25	998.06	878.85	763.84	652.62	547.86	457.87	385.97	324.89
45.0	1107.91	994.27	881.16	769.73	671.12	576.40	488.94	424.28	347.39
90.0	1032.70	915.32	802.16	683.89	576.35	480.58	403.47	342.13	289.25
135.0	1180.34	1061.71	941.34	824.34	706.23	595.90	493.40	410.93	346.28
180.0	1300.71	1183.13	1064.50	947.49	831.59	716.27	603.68	502.87	417.61
225.0	1070.28	1070.28	951.38	834.85	719.06	610.25	509.96	423.60	356.06
270.0	1363.10	1240.00	1122.42	1005.99	893.40	780.87	713.48	563.05	468.33
315.0	1064.76	1064.76	969.57	851.67	733.61	621.08	517.69	430.80	363.21
360.0	1088.25	998.06	878.85	763.84	652.62	547.86	457.87	385.97	324.89

C/γ(°)	36.0	37.0	38.0	39.0	40.0	41.0	42.0	43.0	44.0
0.0	275.16	232.69	195.06	162.94	136.61	115.22	97.08	87.57	70.22
45.0	304.49	295.03	277.21	185.86	157.90	132.88	113.27	96.77	82.52
90.0	245.47	208.04	174.61	147.49	124.31	105.86	90.04	77.37	67.91
135.0	290.57	290.57	280.53	183.08	152.43	126.68	105.49	88.78	74.95
180.0	349.65	312.85	291.14	280.53	178.77	148.70	123.73	103.44	86.83
225.0	301.24	255.45	217.40	184.28	156.01	131.30	111.17	100.87	80.42
270.0	421.50	334.03	301.71	301.71	207.20	173.67	145.13	121.73	102.55
315.0	307.49	261.34	221.39	199.95	156.32	130.83	117.53	98.82	83.05
360.0	275.16	232.69	195.06	162.94	136.61	115.22	97.08	87.57	70.22

Intensity data(cd)

C/γ(°)	45.0	46.0	47.0	48.0	49.0	50.0	51.0	52.0	53.0
0.0	61.55	57.66	50.25	46.41	44.42	41.47	38.84	36.43	34.74
45.0	71.38	63.08	57.24	54.03	48.36	44.47	42.68	40.32	38.42
90.0	60.39	55.72	50.78	47.36	44.31	41.52	38.95	37.00	35.37
135.0	64.65	57.19	51.51	46.99	43.63	40.89	38.27	35.85	33.90
180.0	73.43	62.71	55.19	49.36	44.78	41.31	39.16	36.43	34.38
225.0	69.33	63.65	54.61	51.20	46.89	43.52	40.68	38.37	35.90
270.0	86.10	72.90	63.08	55.93	50.14	47.36	42.42	39.95	38.58
315.0	70.64	61.60	54.93	49.67	45.41	42.26	39.58	37.06	34.90
360.0	61.55	57.66	50.25	46.41	44.42	41.47	38.84	36.43	34.74

C/γ(°)	54.0	55.0	56.0	57.0	58.0	59.0	60.0	61.0	62.0
0.0	33.06	31.43	29.65	28.07	26.60	25.23	23.34	21.45	20.08
45.0	36.43	34.43	32.75	31.06	29.28	27.70	25.91	24.07	22.13
90.0	33.69	31.64	29.80	28.54	27.17	25.34	23.29	21.76	20.50
135.0	32.69	31.59	29.80	28.17	27.02	26.02	24.76	22.86	21.18
180.0	32.80	31.06	30.17	28.80	27.23	25.91	24.76	23.50	21.87
225.0	34.22	32.69	30.96	28.91	27.23	25.97	24.49	22.86	20.97
270.0	36.37	34.32	32.85	31.59	30.01	28.23	26.96	25.70	24.39
315.0	33.38	31.91	30.54	28.86	27.33	26.18	24.97	23.29	21.50
360.0	33.06	31.43	29.65	28.07	26.60	25.23	23.34	21.45	20.08

C/γ(°)	63.0	64.0	65.0	66.0	67.0	68.0	69.0	70.0	71.0
0.0	18.98	17.61	16.08	14.72	14.14	12.72	12.04	10.72	9.78
45.0	20.60	19.40	17.77	16.14	14.93	13.77	12.67	11.41	10.25
90.0	19.03	17.35	16.35	14.77	13.61	12.93	11.04	10.46	9.57
135.0	20.08	18.92	17.71	16.19	15.03	14.09	13.04	11.83	10.62
180.0	20.08	18.87	17.82	16.56	15.14	13.98	13.04	12.09	10.99
225.0	19.66	18.50	17.24	15.82	14.61	13.61	12.67	11.62	10.35
270.0	22.50	20.81	19.55	18.45	16.93	15.35	14.24	13.25	12.25
315.0	20.76	19.61	18.29	16.87	15.66	14.72	13.77	12.51	11.25
360.0	18.98	17.61	16.08	14.72	14.14	12.72	12.04	10.72	9.78

C/γ(°)	72.0	73.0	74.0	75.0	76.0	77.0	78.0	79.0	80.0
0.0	8.94	8.30	7.52	6.78	6.15	5.73	5.15	4.68	4.15
45.0	9.62	8.83	7.88	7.31	6.62	6.04	5.52	4.94	4.52
90.0	8.73	7.99	7.15	6.57	5.99	5.47	4.94	4.36	3.89
135.0	9.78	9.04	8.36	7.57	6.94	6.57	5.83	5.57	4.94
180.0	9.72	8.94	8.25	7.83	6.89	6.25	5.94	5.41	4.89
225.0	9.41	8.67	7.99	7.36	6.62	6.10	5.62	5.10	4.63
270.0	11.09	9.88	9.41	8.57	7.52	6.99	6.41	5.89	5.26
315.0	10.30	9.51	8.73	7.99	7.36	6.73	6.10	5.62	5.05
360.0	8.94	8.30	7.52	6.78	6.15	5.73	5.15	4.68	4.15

C/γ(°)	81.0	82.0	83.0	84.0	85.0	86.0	87.0	88.0	89.0
0.0	3.78	3.36	3.00	2.63	2.31	2.05	1.84	1.47	1.26
45.0	4.05	3.63	3.10	2.68	2.37	1.94	1.73	1.37	1.21
90.0	3.47	3.15	2.73	2.37	2.10	1.79	1.52	1.26	1.37
135.0	4.47	3.84	3.42	3.15	2.79	2.42	2.10	1.79	1.26
180.0	4.36	3.84	3.42	3.10	2.63	2.31	2.00	1.73	1.42
225.0	4.15	3.78	3.21	2.84	2.42	2.16	1.84	1.52	1.31
270.0	4.73	4.15	3.73	3.21	2.94	2.47	2.16	1.89	1.58
315.0	4.63	4.21	3.73	3.26	3.00	2.79	2.42	2.10	1.79
360.0	3.78	3.36	3.00	2.63	2.31	2.05	1.84	1.47	1.26

Intensity data(cd)

C/γ(°)	90.0
0.0	1.26
45.0	1.21
90.0	1.37
135.0	1.37
180.0	1.26
225.0	1.16
270.0	1.42
315.0	1.58
360.0	1.26